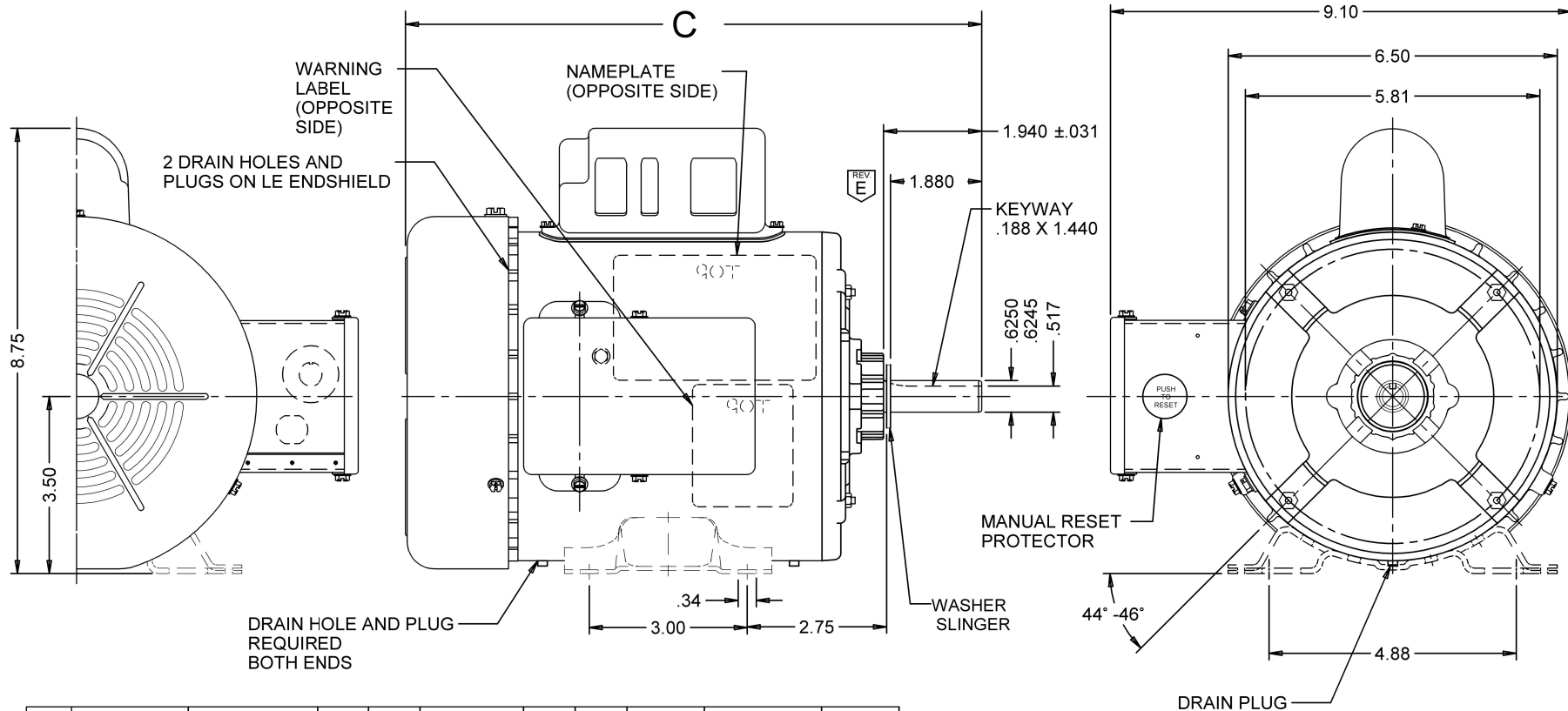




## Catalog #: FD34CM2P

Model_Number:	C063FKH5570015B
PRODUCT NAME:	.75 HP - TEFC - 1725
PHASETYPE:	1_CAPACITOR START
MOTOR ENCLOSURE:	TEFC
HORSEPOWER:	.75
KILOWATTS:	0.6
POLES:	4
NUMBER SPEEDS:	1
RPM:	1725
HERTZ:	60
VOLTS PRIMARY:	115/230 V
VOLTS :	115
VOLTS 2:	230
FRME :	56
STATOR DIAMETER:	6.3
STACK:	2
MOUNTING:	RIGID
MOTOR TYPE:	FHP
OPPOSITE END BEARING:	6203
SHAFT END BEARING:	6203
AMBIENT:	40
ROTATION:	REVERSIBLE
SERVICE FACTOR:	1.15
STARTCAPMFD:	509
SHIPPING WEIGHT:	32
THERMAL PROTECTION:	MANUAL RESET
BREAKDOWN TORQUE:	104.6
BREAKDOWN TORQUE UOM:	OZFT
LOCKED ROTOR TORQUE:	168.8
LOCKED ROTOR TORQUE UOM:	OZFT
INSULATION CLASS:	B
KVA CODE LETTER:	L
LOCKED ROTOR AMPS:	56.23
NEMA NOMINAL EFFICIENCY:	69
FULL LOAD AMPS PRIMARY:	11.4/5.7
SERVICE FACTOR AMPS PRIMARY:	11.8/5.9



VAR	MODEL	CATALOG NO.	C	HP	VOLTS	HZ	RPM	BASE REQUIREMENT	PROTECTOR	OBS
001	C63VWFJY-5518	FD12CM2P	11.38	1/2	115/230	60	1725	YES	MANUAL	
002	C63KXFJS-5563	FD13CM2P	10.88	1/3	115/230	60	1725	YES	MANUAL	
003	C63KXFJY-5569	FD12CM2P	11.38	1/2	115/230	60	1725	YES	MANUAL	
004	C63BXFKH-5570	FD34CM2P	11.917	3/4	115/230	60	1725	YES	MANUAL	
005	C63BXCJY-1150	FD12CM2P	11.381	1/2	115/230	60	1725	YES	MANUAL	

ROTATION: REVERSIBLE

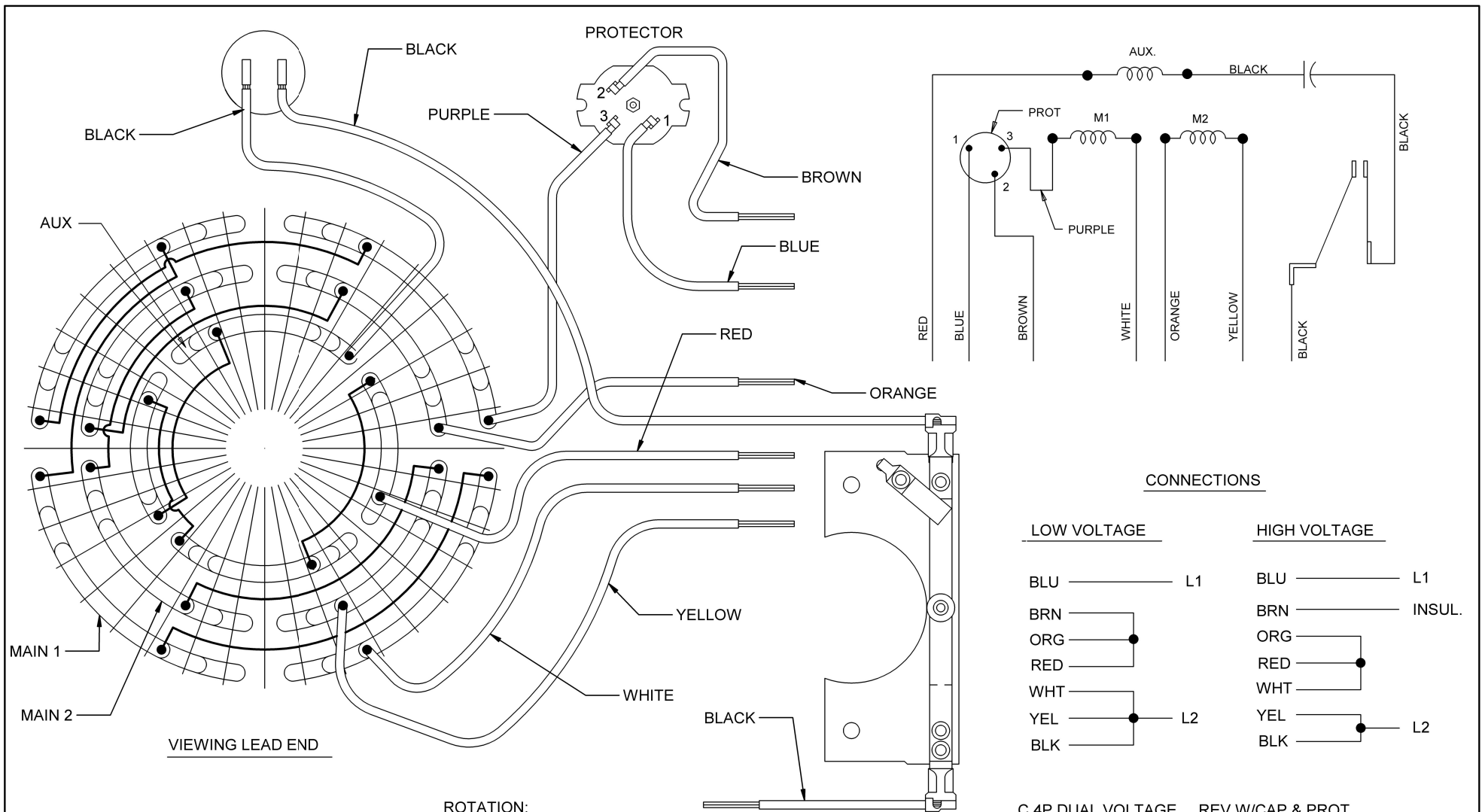
SHEET NUMBER	REV	REVISION RECORD FOR:	C6284-00
1 OF 1	E	CREATED VAR. 005 AND ADDED DIMENSION ON WASHER SLINGER.	
REVISION DATE	06-SEP-12	ISSUED BY	G. ISASSI
		REVIEWED BY	T. BOSSALLER
		ENGINEER APPROVED	T. BOSSALLER

INFORMATION DISCLOSED ON THIS DOCUMENT IS CONSIDERED PROPRIETARY AND SHALL NOT BE REPRODUCED OR DISCLOSED WITHOUT WRITTEN CONSENT OF NIDEC MOTOR CORPORATION

**NIDEC MOTOR CORPORATION**

ALL DIMENSIONS ARE FOR REFERENCE ONLY UNLESS TOLERANCE IS GIVEN			
TITLE	CODE	ITEM NO.	SIZE
ASSEMBLED VIEW	V01	778131	B

NIDEC MOTOR CORPORATION 06-Sep-12



NOTE:  
SECURE ALL LEADS TO  
PREVENT INTERFERENCE  
WITH MOVING PARTS.


ROTATION:  
CCW SWITCH END REVERSIBLE  
TO REVERSE ROTATION  
INTERCHANGE BLACK AND  
RED LEADS



NIDEC CONFIDENTIAL  
NIDEC MOTOR CORPORATION 24-Sep-13

REVISION DESCRIPTION FOR: C8396-10	SCALE NONE	UNITS IN	TITLE	NIDEC MOTOR CORPORATION
CHANGED MARKUP EMERSON TO NIDEC.	TOLERANCES ON DIMENSIONS (UNLESS OTHERWISE SPECIFIED)		DIAGRAM OF CONNECTIONS	
MATERIAL:	INCHES	mm	ISSUED BY J.G.SALINAS	APPROVED BY J.I.SALAZAR
	± .015		CODE D04	DWG NO. 761958
	ANGLES X°= ±1°		REVISION DATE 24-SEP-2013	REV A
			SHEET NUMBER 1 OF 1	DWG SIZE B

## Special Application Agriculture Totally Enclosed Fan Cooled (TEFC) Agri Duty High Torque Single Phase, Capacitor Start



### APPLICATIONS:

For powering agitators, augers, compressors, conveyors, feeders and hay hoists.  
High torque motors are used on barn cleaners, manure pumps and silo unloaders.

### FEATURES:

- Class F Insulation (140-210 Frame)
- 40°C Ambient, Continuous Duty
- Reversible Rotation
- F1 Assembly
- Steel Frames & Steel Welded Based (140-210 Frame)
- Manual Reset Thermal Overload Protector
- Steel Fan Cover & Conduit Box
- Non-Regreasable Double Shielded Bearings
- Shaft Slinger (140-210 Frame)
- Capacitor Start-Capacitor Run (3-10 HP)
- Low Temperature Grease

### Footed

HP	RPM	Voltage	Frame	Catalog Number	List	Discount Symbol	SF	"C" Dim. (inches)	Ship Wt. (lbs)	Full Load Amps	Notes
1/3	1800	115/230	56	FD13CM2P	\$278	DS-3FMP	1.15	10.9	25	6.6/3.3	23
1/2	1800	115/230	56	FD12CM2P	\$324	DS-3FMP	1.15	11.4	27	9.0/4.5	23
3/4	1800	115/230	56	FD34CM2P	\$384	DS-3FMP	1.15	11.9	32	11.4/5.7	23
1	1800	115/230	143T	FD1CM2P14	\$684	DS-3F	1.15	12.8	32	15.0/7.5	23
	1800	115/230	56H	FD1CM2PZ	\$439	DS-3FMP	1.15	12.9	40	14.0/7.0	23
1 1/2	1800	115/230	145T	FD32CM2P14	\$473	DS-3SP	1.15	14.3	43	16.2/8.1	23
	1800	115/230	56H	FD32CM2PH	\$468	DS-3FMP	1.15	13.9	32	16.2/8.1	23
2	1800	115/230	182T	FD2CM2P18	\$779	DS-3SP	1.00	15.2	60	23.6/11.8	23
	1800	115/230	56HZ	FD2CM2PHZ	\$639	DS-3FMP	1.00	14.3	50	20.0/10.0	23
3	1800	230	184T	FD3CM2K18	\$1,045	DS-3SP	1.00	17.2	74	14.5	23
5	1800	230	184T	FD5CM2K18	\$1,307	DS-3SP	1.00	18.2	125	22.0	23
	1800	230	213T	FD5CM2K21	\$1,442	DS-3SP	1.00	19.6	180	23.0	23
7 1/2	1800	230	215T	FD7CM2K21	\$1,937	DS-3SP	1.00	22.1	147	30.0	23
10	1800	230	215T	FD10CM2K21	\$2,380	DS-3SP	1.00	22.1	180	38.0	23

### C-Face Footed

HP	RPM	Voltage	Frame	Catalog Number	List	Discount Symbol	SF	"C" Dim. (inches)	Ship Wt. (lbs)	Full Load Amps	Notes
1/3	1800	115/230	56C	FD13CM2PC	\$370	DS-3FMP	1.15	10.9	21	6.6/3.3	23
1/2	1800	115/230	56C	FD12CM2PC	\$375	DS-3FMP	1.15	11.4	26	9.0/4.5	23
3/4	1800	115/230	56C	FD34CM2PC	\$447	DS-3FMP	1.15	11.9	30	11.4/5.7	23
1	1800	115/230	56HC	FD1CM2PHC	\$503	DS-3FMP	1.15	12.9	35	14.0/7.0	23
1 1/2	1800	115/208-230	56HC	FD32CPM2PHC	\$599	DS-3FMP	1.15	13.9	32	14.4/8.3-7.2	23
2	1800	115/230	145TC	FD2CM2PHC	\$704	DS-3FMP	1.15	14.4	32	18.9/9.4	23

### C-Face Footless

HP	RPM	Voltage	Frame	Catalog Number	List	Discount Symbol	SF	"C" Dim. (inches)	Ship Wt. (lbs)	Full Load Amps	Notes
1/3	1800	115/230	56C	FD13CM2PCR	\$360	DS-3FMP	1.15	10.9	21	6.6/3.3	23
1/2	1800	115/230	56C	FD12CM2PCR	\$360	DS-3FMP	1.15	11.4	32	9.0/4.5	23
3/4	1800	115/230	56C	FD34CM2PCR	\$437	DS-3FMP	1.15	11.9	32	11.4/5.7	23
1	1800	115/230	56C	FD1CM2PCR	\$493	DS-3FMP	1.15	12.9	44	14.0/7.0	23
1 1/2	1800	115/230	56C	FD32CM2PCR	\$589	DS-3FMP	1.15	13.9	44	16.2/8.1	23

Note 23 Manual Reset Thermal Protector Overload